

**Kimber**<sup>®</sup>

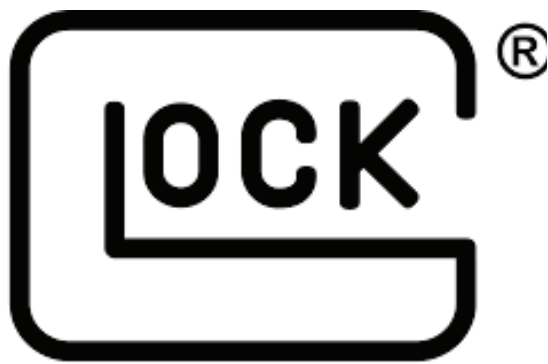
*Presents the*

**New York State**


**IDPA**

**Championship**

**June 24-26, 2016**



**PERFECTION**



JUST RIGHT CARBINES



**Edward Jones**<sup>®</sup>

MAKING SENSE OF INVESTING

**Kevin Vestel**

519 Hooper Road Suite 3, Endwell, NY 13760

(607) 785-9985

We would like to thank our sponsors:

**Kimber**

Glock

Springfield Armory

JR Carbine

Voodoo Tactical

Bayou Bullets

Edward Jones

Allen

Otis Technology

Xtreme Bullets

The Well Armed Women

Gun Goddess

Ben's Guns Shop

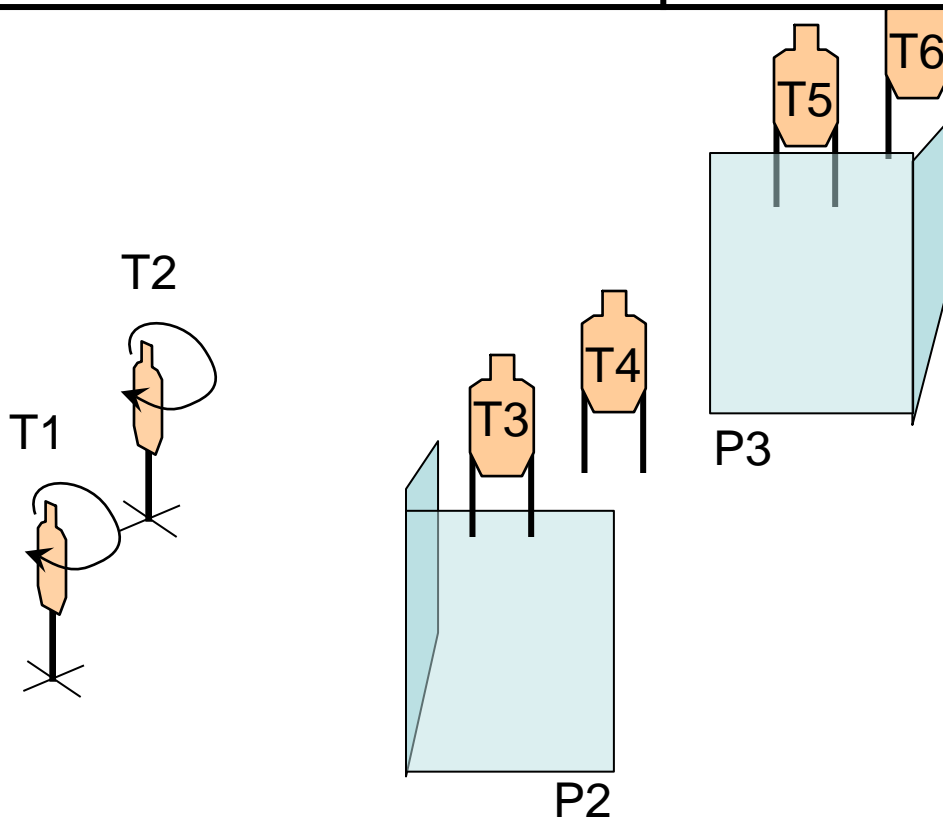
NYS IDPA Championship 2016  
Stage 1 – Lower range, left pit  
**Stage Name: Surprise the Squatters**  
Course Designer: Chris Soltis

**SCENARIO:** You are scouting potential investment properties when you set off the perimeter alarm of a group of ne'er do wells squatting in the building. Take care of the lookouts before clearing the building.

**START POSITION:** At P1, gun holstered and loaded to division capacity. Hands relaxed at side.

**STRINGS:** 1  
**SCORING:** 12 rounds min, Unlimited  
**TARGETS:** 6 threat, 0 non threat, 0 Steel  
**SCORED HITS:** Best 2 per target  
**START-STOP:** Audible - Last shot  
**RULES:** Current IDPA Rulebook  
**CONCEALMENT:** Required

**STAGE PROCEDURE:** At signal, draw and then activate stomp box. Engage T1-T2, then move to P2 and engage T3-T4 from right side of cover, before moving to P3 and engaging T5-T6 from left side of cover. No makeup shots may be taken on targets from previous positions.



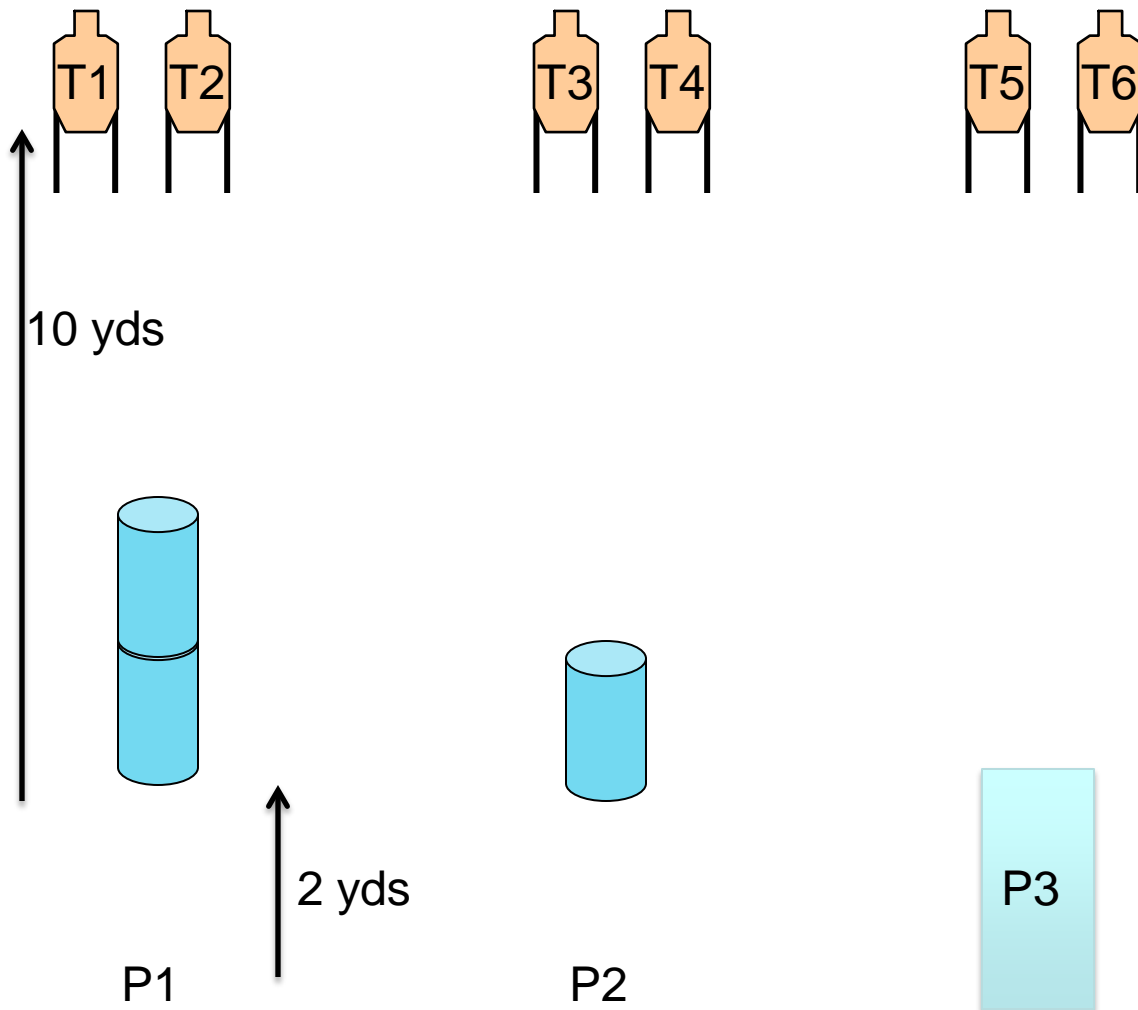
P1

**SCENARIO:**

**START POSITION:** String 1 - At P1, hands relaxed at side, gun holstered and loaded to division capacity  
String 2 - At P2, hands relaxed at side, gun holstered and loaded to division capacity  
String 3 – Prone on platform P3, gun loaded to division capacity and placed on X

**STRINGS:** 3  
**SCORING:** 12 rounds min, Limited  
**TARGETS:** 6 threat, 0 non threat, 0 Steel  
**SCORED HITS:** Best 2 per target  
**START-STOP:** Audible - Last shot  
**RULES:** Current IDPA Rulebook  
**CONCEALMENT:** Optional

**STAGE PROCEDURE:** String 1 – On signal, draw and move to cover. Engage T1 from left side of cover and T2 from right side, in either order.  
String 2 - On signal, draw and move to low cover. Engage T3 from left side of low cover and T4 from right side, in either order.  
String 3 – On signal, retrieve firearm and engage T5-T6

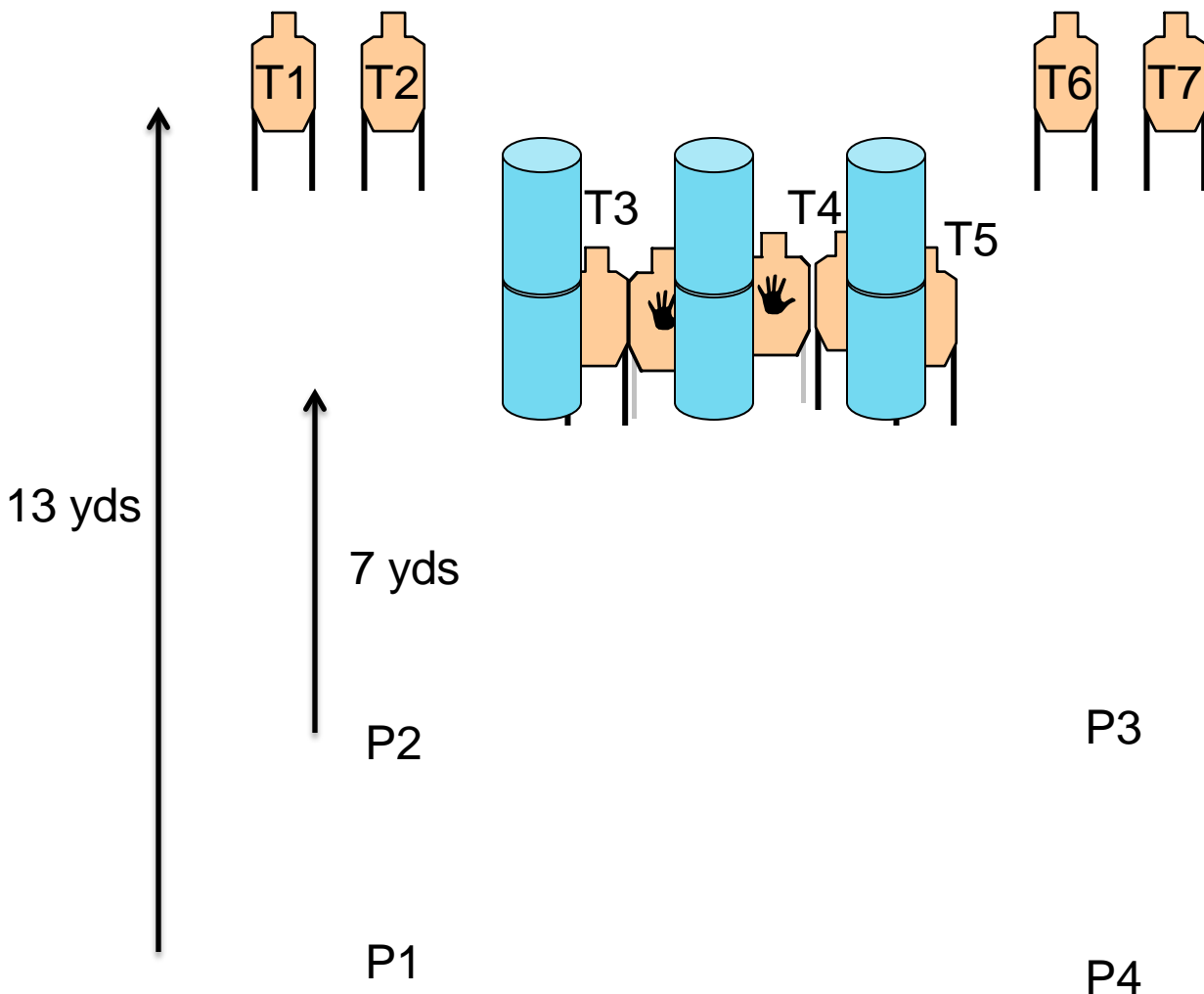


**SCENARIO:**

**START POSITION:** At P1, hands relaxed at side, gun holstered and loaded to division capacity

**STRINGS:** 1  
**SCORING:** 14 rounds min, Unlimited  
**TARGETS:** 7 threat, 2 non threat, 0 Steel  
**SCORED HITS:** Best 2 per target  
**START-STOP:** Audible - Last shot  
**RULES:** Current IDPA Rulebook  
**CONCEALMENT:** Required

**STAGE PROCEDURE:** On signal, draw and engage T1-T2 while moving forward to P2. Engage T3-T5 while moving to P3, then engage T6-T7 while moving to P4. All shots must be taken while moving.

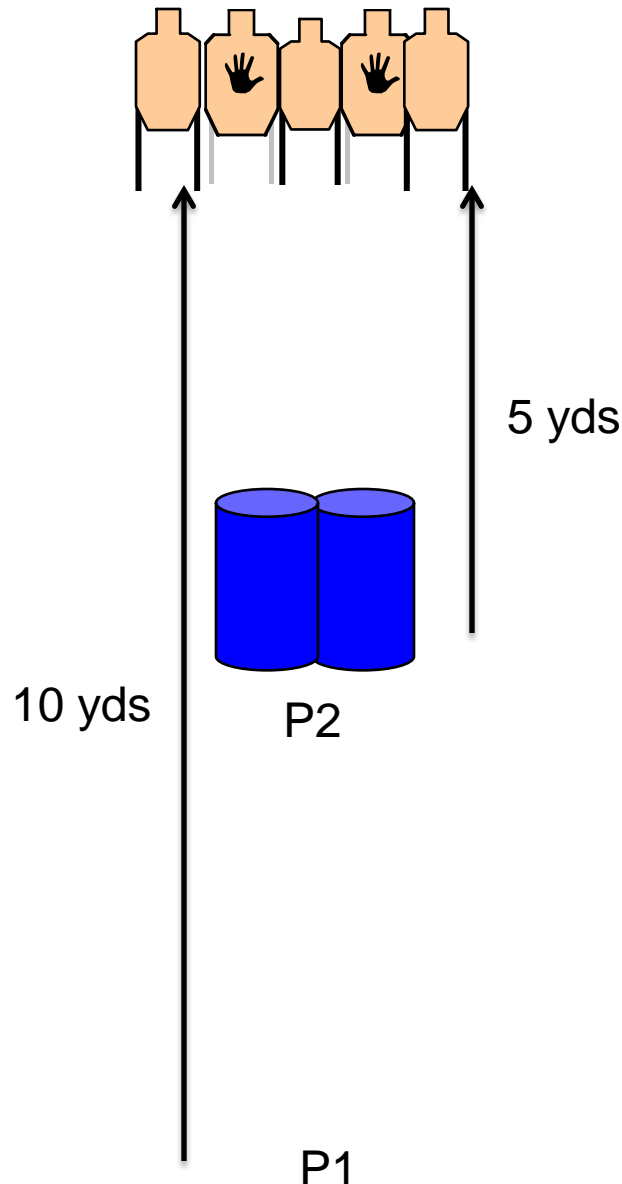


**SCENARIO:** A trio of escaped convicts have taken your family hostage. Slow them down while moving to cover, then finish them off

**START POSITION:** At P1, gun holstered and loaded to division capacity., hands relaxed at sides.

**STRINGS:** 1  
**SCORING:** 12 rounds min, Unlimited  
**TARGETS:** 3 threat, 2 non threat, 0 Steel  
**SCORED HITS:** Best 4 per target (3 body, 1 head)  
**START-STOP:** Audible - Last shot  
**RULES:** Current IDPA Rulebook  
**CONCEALMENT:** Required

**STAGE PROCEDURE:** At signal, while moving to P2, engage all targets with 2 rounds each to the body in Tactical Sequence. Then from P2, re-engage each target with 1 round to body and 1 round to the head from low cover.



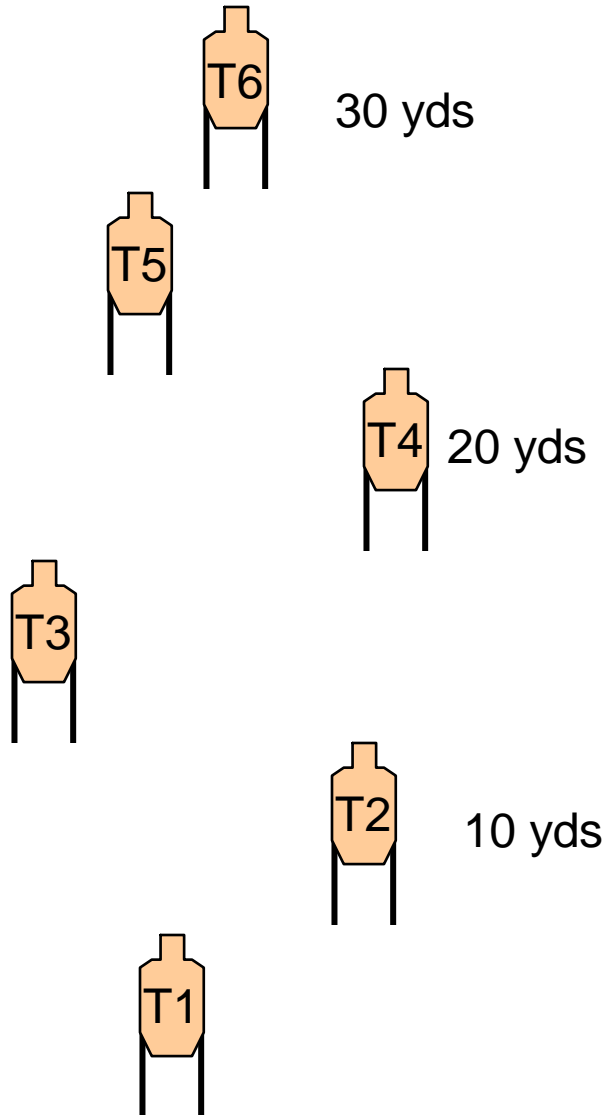
NYS IDPA Championship 2016  
Stage 5 – lower range, right pit  
**Stage Name: Distance Standards**  
Course Designer: Chris Soltis

**SCENARIO:**

**START POSITION:** At P1, hands relaxed at side, gun holstered and loaded to division capacity

**STRINGS:** 1  
**SCORING:** 12 rounds min, Limited  
**TARGETS:** 6 threat, 0 non threat, 0 Steel  
**SCORED HITS:** Best 2 per target  
**START-STOP:** Audible - Last shot  
**RULES:** Current IDPA Rulebook  
**CONCEALMENT:** Required

**STAGE PROCEDURE:** On signal, draw and engage T1-T6 with 2 rounds each in Tactical Priority.



P1

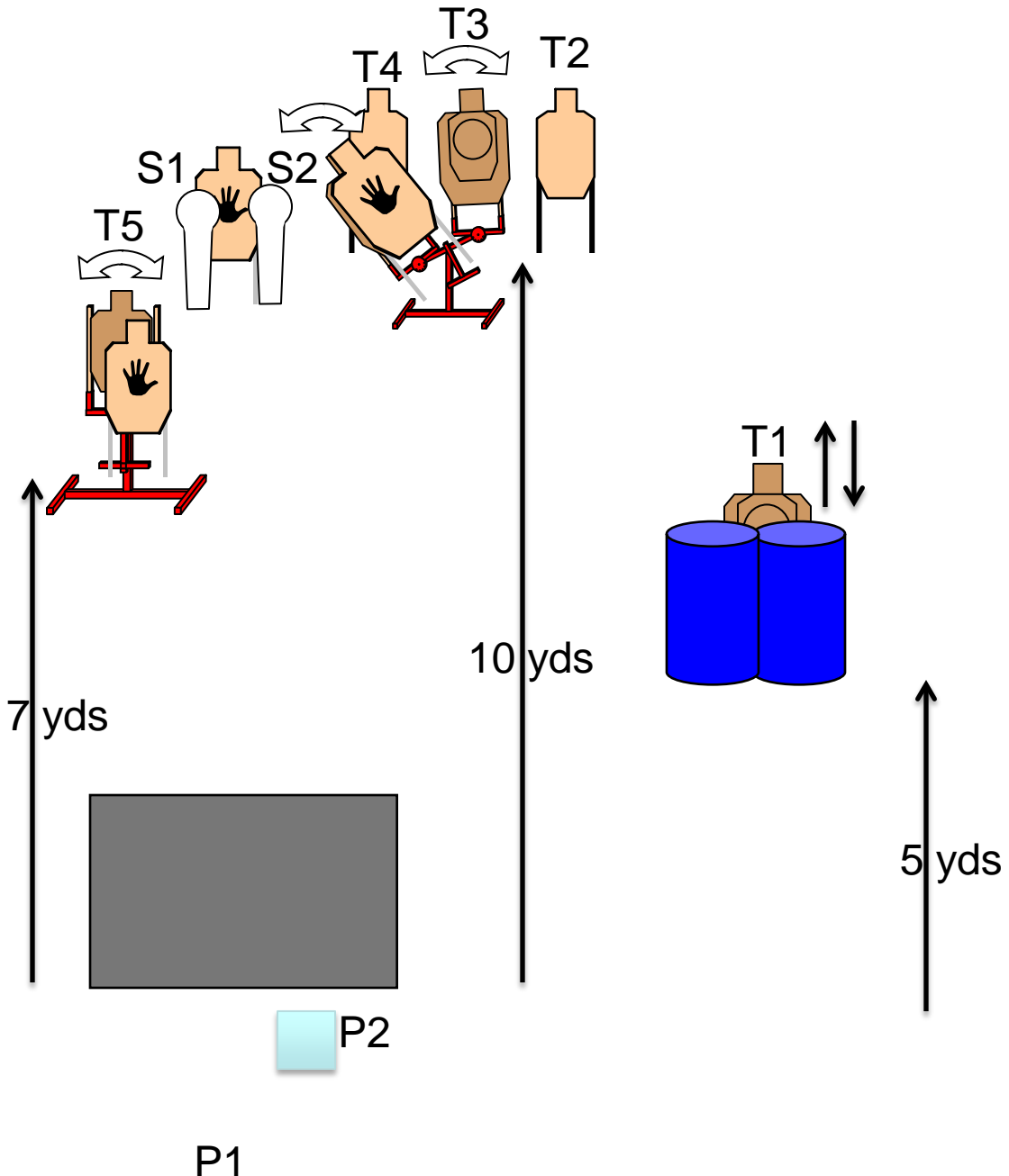
**SCENARIO:** You are working in the garage when a bunch of jumpy meth heads takes your family hostage. You need to rescue them.

**START POSITION:** At P1, gun holstered and loaded to division capacity. Hands relaxed at sides.

**STRINGS:** 1  
**SCORING:** 12 rounds min, Unlimited  
**TARGETS:** 5 threat, 3 non threat, 2 Steel  
**SCORED HITS:** Best 2 per target  
**START-STOP:** Audible - Last shot  
**RULES:** Current IDPA Rulebook  
**CONCEALMENT:** Required

**STAGE PROCEDURE:** At signal, draw and move to P2, activate stomp box, then engage all targets from right side of cover with 2 rounds each, steel until it falls.

T1 is a disappearing target, T5 is not. All shots must be taken from the right side of the barricade.



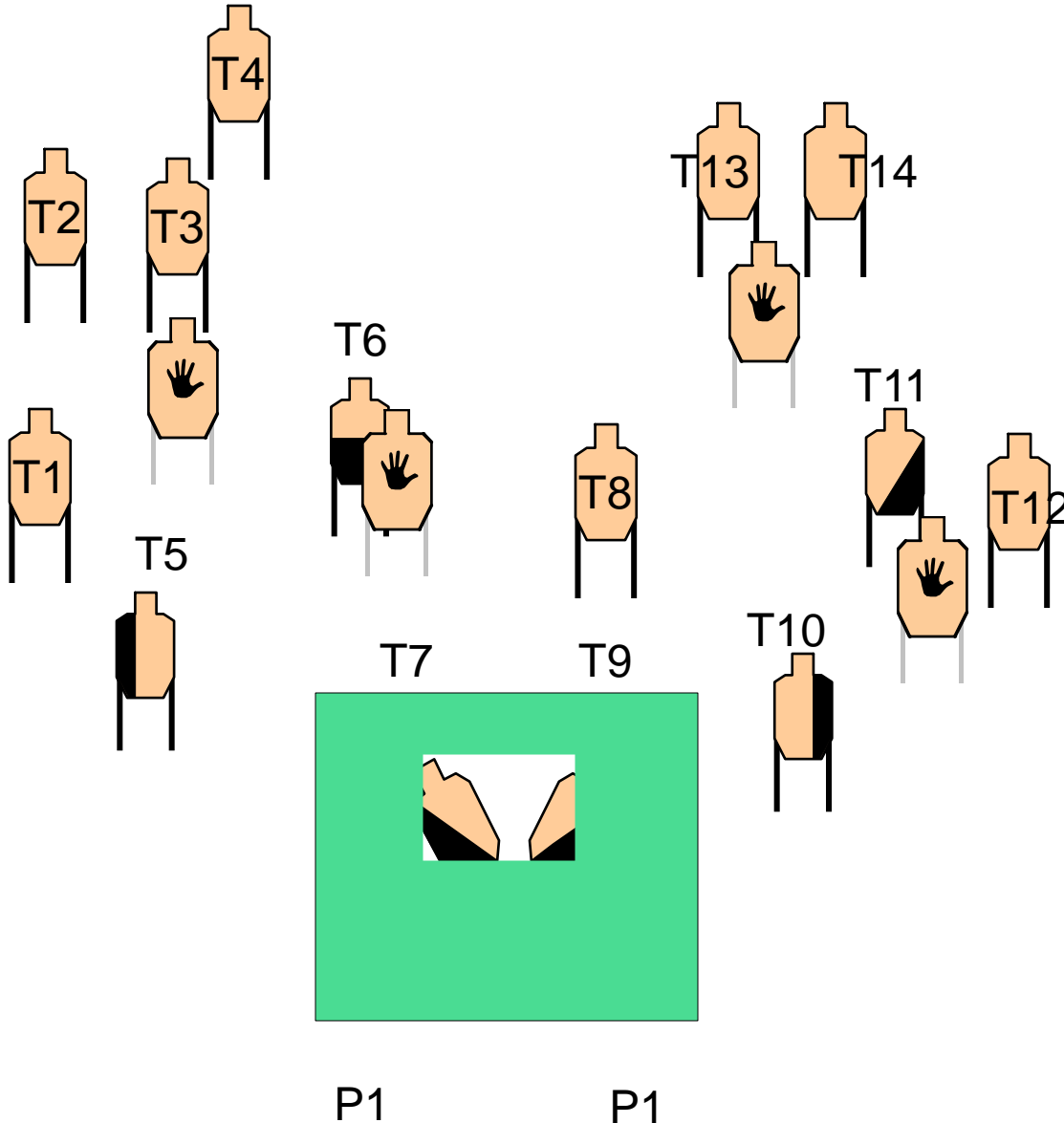


**SCENARIO:** You are caught in your house during the annual purge when a gang of miscreants and hooligans attack. Defend your castle.

**START POSITION:** At P1, gun holstered and loaded to division capacity. Hands relaxed at sides.

**STRINGS:** 1  
**SCORING:** 14 rounds min, Unlimited  
**TARGETS:** 14 threat, 4 non threat, 0 Steel  
**SCORED HITS:** Best 1 per target  
**START-STOP:** Audible - Last shot  
**RULES:** Current IDPA Rulebook  
**CONCEALMENT:** Optional

**STAGE PROCEDURE:** At signal, draw and move as necessary to engage all targets from window using cover.



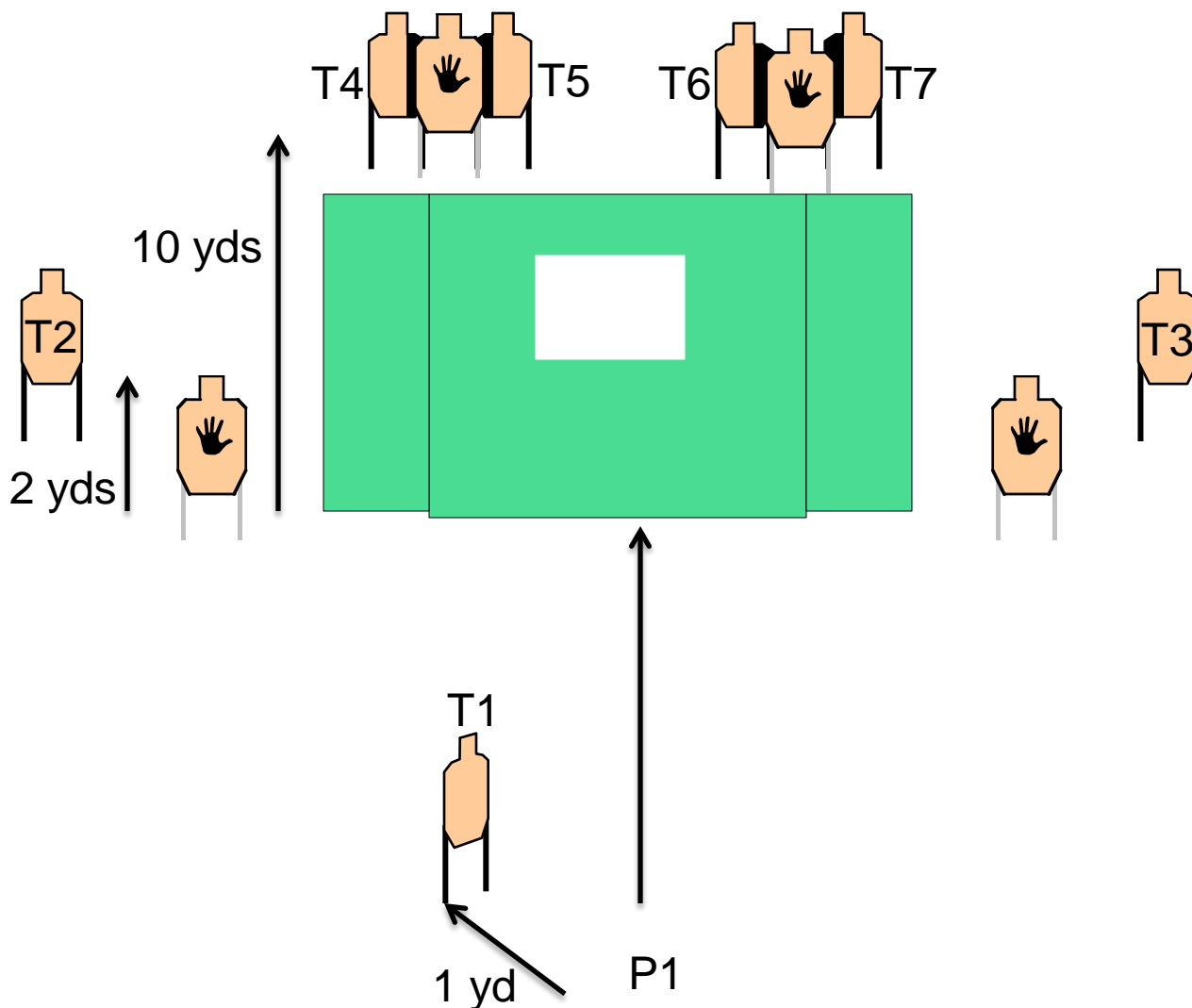
**SCENARIO:** You and your buddy are attacked in the open by a local gang. Your buddy is wounded and it is up to you to save him and yourself.

**START POSITION:** At P1, gun holstered and loaded to division capacity. Dummy slung over weak shoulder.

**STRINGS:** 1  
**SCORING:** 14 rounds min, Unlimited  
**TARGETS:** 7 threat, 4 non threat, 0 Steel  
**SCORED HITS:** Best 2 per target  
**START-STOP:** Audible - Last shot  
**RULES:** Current IDPA Rulebook  
**CONCEALMENT:** Required

**STAGE PROCEDURE:** At signal, draw and engage T1 from retention. Then carry the dummy to the wall while engaging T2-T3 on the move. Once behind cover, drop your buddy against the wall and engage T4-T7 from the window using cover.

Dummy must touch the wall before engaging T4-T7 or a procedural will be assessed.

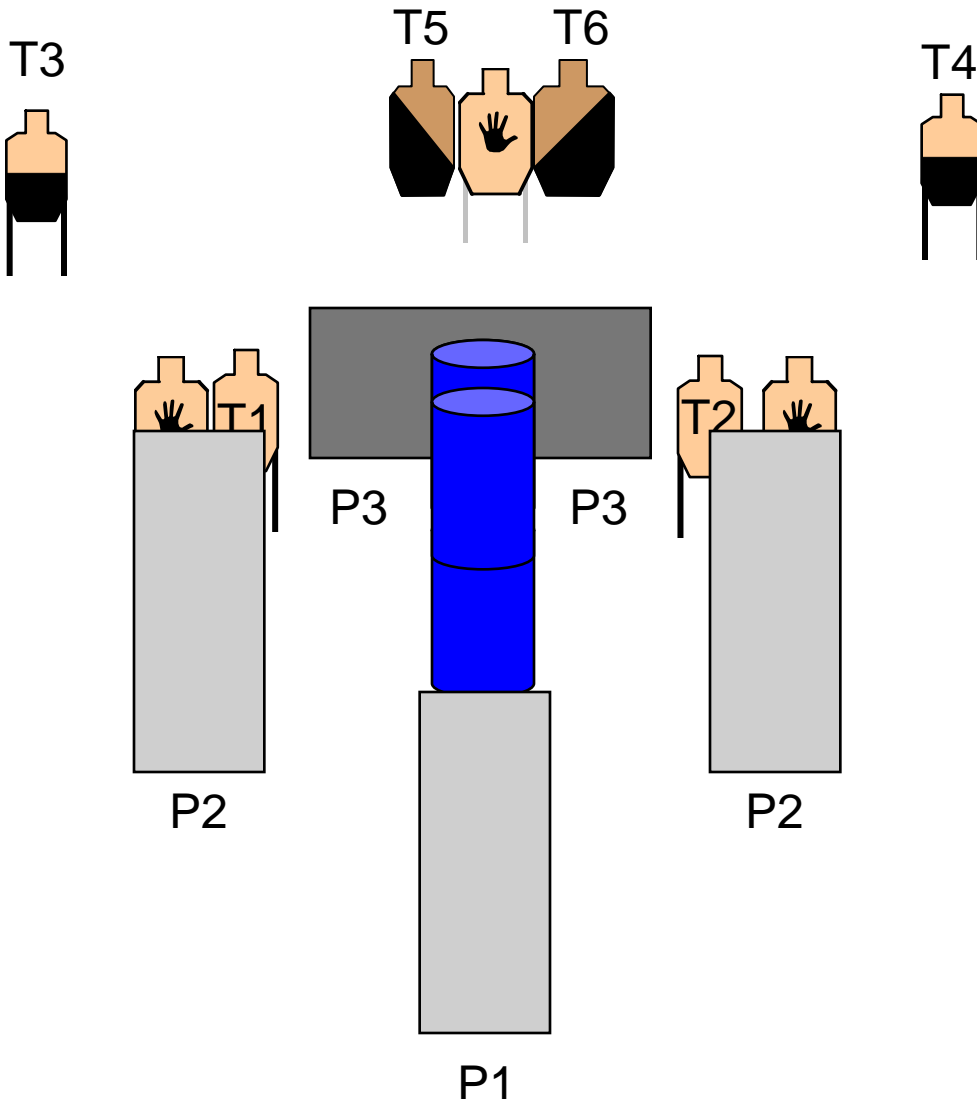


**SCENARIO:** Terrorists have attacked the flea market. Make your way through the stuff and eliminate the threat.

**START POSITION:** At P1, gun holstered and loaded to division capacity. Hands relaxed at sides.

**STRINGS:** 1  
**SCORING:** 18 rounds min, Unlimited  
**TARGETS:** 6 threat, 3 non threat, 0 Steel  
**SCORED HITS:** Best 3 per target  
**START-STOP:** Audible - Last shot  
**RULES:** Current IDPA Rulebook  
**CONCEALMENT:** Required

**STAGE PROCEDURE:** At signal, draw and engage T1 –T2 from P1. Then move to P2 and engage T3-T4, before moving to P3 and engaging T5-T6. Once you leave a position, no make up shots may be taken.



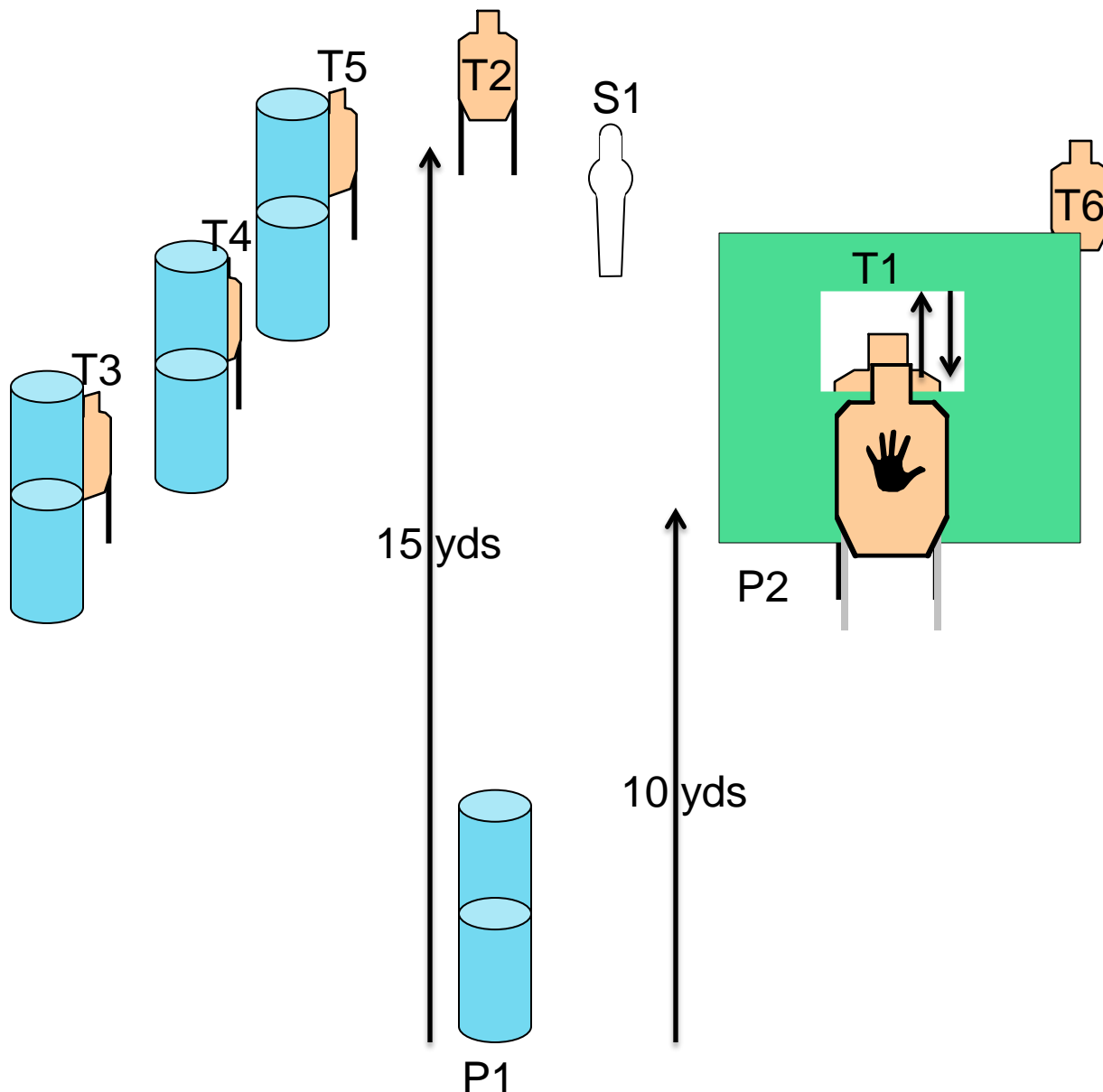
**SCENARIO:** You and your partner are hiking through the mountains when you come upon an inbred encampment. They do not take kindly to your intrusion and you are forced to defend yourself.

**START POSITION:** At P1, gun holstered and loaded to division capacity. Hands relaxed at sides.

**STRINGS:** 1  
**SCORING:** 13 rounds min, Unlimited  
**TARGETS:** 6 threat, 1 non threat, 1 Steel  
**SCORED HITS:** Best 2 per target  
**START-STOP:** Audible - Last shot  
**RULES:** Current IDPA Rulebook  
**CONCEALMENT:** Required

**STAGE PROCEDURE:** At signal, draw and engage S1, activating T1. Engage T1 and T2 from cover, then while moving to P2 engage T3-T5. From P2 engage T6 from left side of cover. No makeup shots may be taken once at P2.

T1 is a disappearing target.



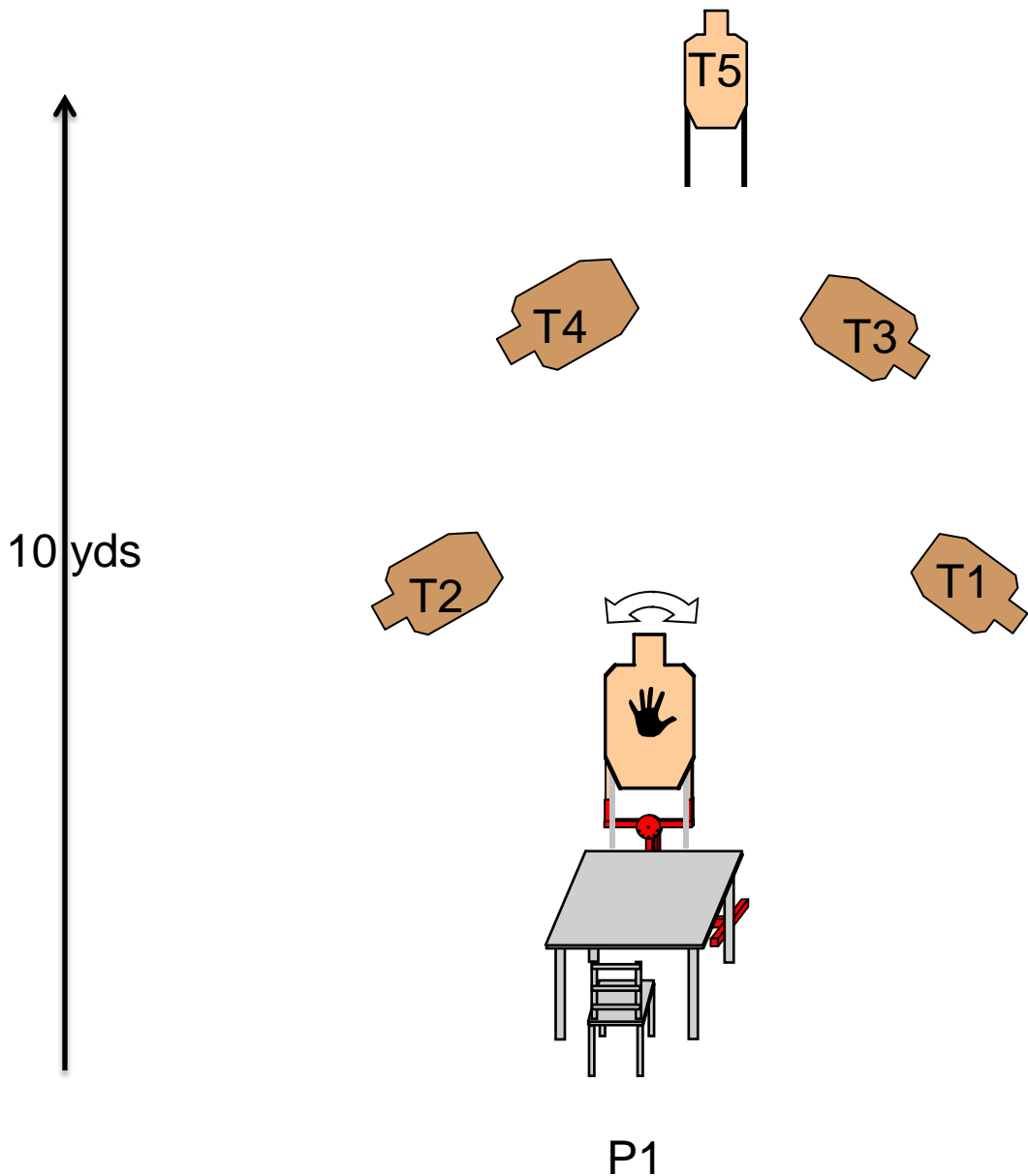
**SCENARIO:** You and your friend are sighting in your new handgun at your backyard range when the drug dealer from over the hill comes at you with his pack of attack dogs.

**START POSITION:** At P1, seated with back against the chair. Gun unloaded and on table facing down range, trigger guard centered on X. and all loading devices on the table. Hands under table with activation cable in strong hand.

**STAGE PROCEDURE:** At signal, activate swinger, then retrieve gun from the table, load and engage all targets with 3 rounds each in Tactical Priority. All shots must be taken from a seated position.

**STRINGS:** 1  
**SCORING:** 15 rounds min, Unlimited  
**TARGETS:** 5 threat, 1 non threat, 0 Steel  
**SCORED HITS:** Best 3 per target  
**START-STOP:** Audible - Last shot  
**RULES:** Current IDPA Rulebook  
**CONCEALMENT:** Optional

Dog targets have the -3 zone removed.

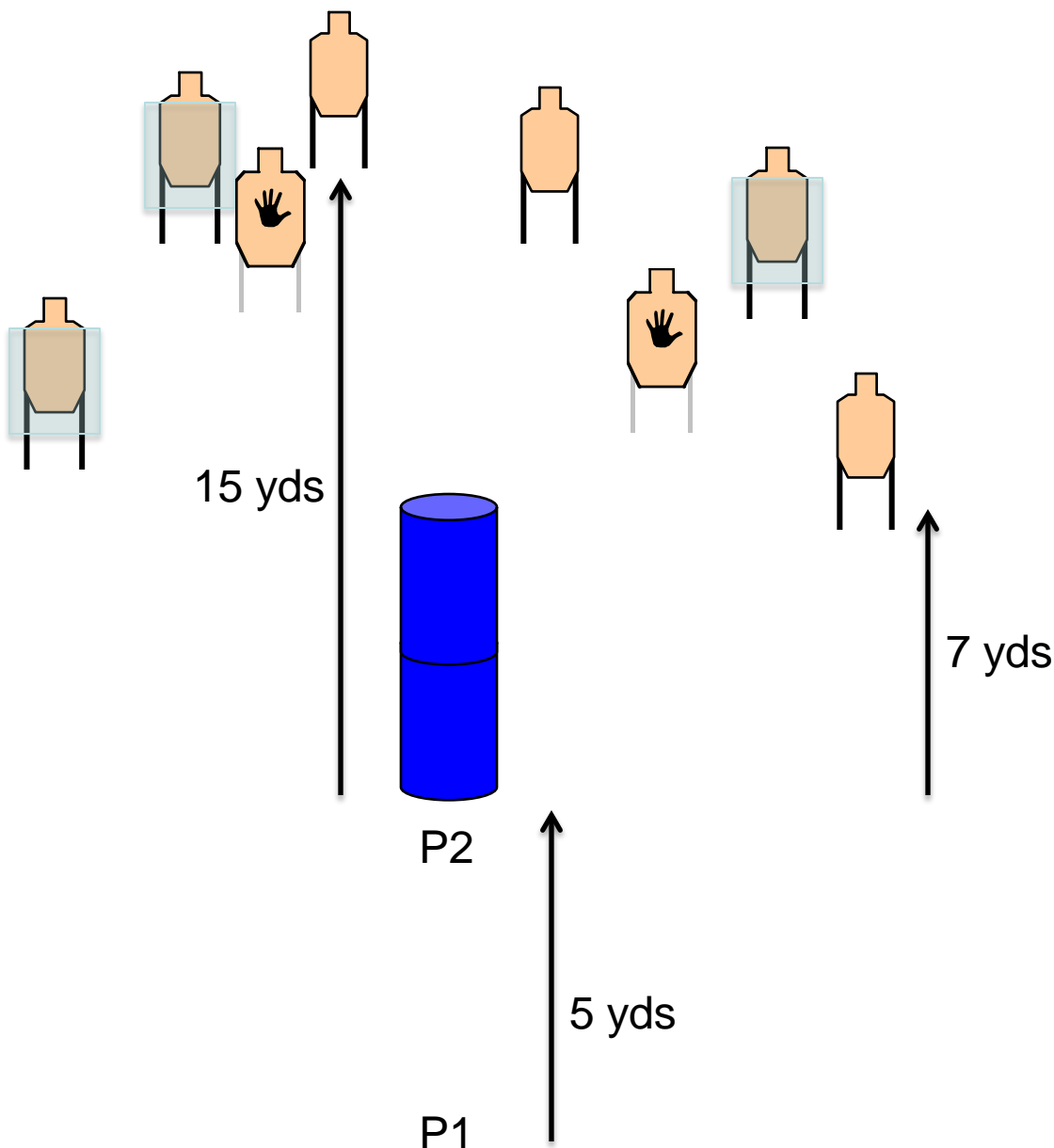


**SCENARIO:** You are walking past the basketball court at your local park when the gang members playing 3 on 3 mistake you for a member of a rival gang.

**START POSITION:** At P1, gun holstered and loaded to division capacity.

**STRINGS:** 1  
**SCORING:** 12 rounds min, Unlimited  
**TARGETS:** 6 threat, 2 non threat, 0 Steel  
**SCORED HITS:** Best 2 per target  
**START-STOP:** Audible - Last shot  
**RULES:** Current IDPA Rulebook  
**CONCEALMENT:** Required

**STAGE PROCEDURE:** At signal, draw and engage each target with 2 rounds each while moving to and/or from cover at P2.





# NRATOURNAMENTS

[Home](#)
[Sanction Tournament](#)
[Check Tournament Status](#)
[User Guide](#)

## Tournament Status

Enter your Tournament ID:

OR

Begin Date:  Range State:  Range City:  Firearm:

Select State

--Select--

(mm/dd/yyyy)

## Tournament Status

**Status:** Sanctioned [Click User Guide to know more about what your status means](#)

## Tournament Dates

**Dates:** Tournament begins on **24 June 2016** and ends on **26 June 2016**

## Tournament Info

**Tournament Type:** Special

**Club ID#:** Z0342

**Club Name:** Tioga County Sportsmen's Assn., Inc.

**Tournament Name:** 2016 NYS IDPA Championship

**Range Location:** Owego, NY, 13827

## Tournament Officials

No officials, as the selected tournament type is 'Special'. [Click User Guide to read more](#)

## Contact Details

**Contact Person:** Chris Soltis

**Address:** 158 Pierce Creek Rd.

**City:** Binghamton

**State:** NY

**ZIP Code:** 13903

**Phone Numbers:** 6077227494(H),

**Email:** tarakian@stny.rr.com

## Match Details

No matches, as the selected tournament type is 'Special'.

For any queries, changes or cancellations, Please Email NRA Competitive Shooting Division at [tournopns@nrahq.org](mailto:tournopns@nrahq.org) or call at 1-877-672-4282

Finished



TIOGA COUNTY  
SPORTSMEN'S  
ASSOCIATION  
PRESENTS



# **2016 NEW YORK STATE IDPA CHAMPIONSHIP**

June 24th, 25th, and 26th

1141 Carmichael Rd

PO Box 598

Owego, NY 13827

(607) 687-3168

[NYIDPAStateMatch@gmail.com](mailto:NYIDPAStateMatch@gmail.com)

Facebook: NYS IDPA Championship Match

12 STAGES - Match Fee: \$75

Sign up by June 10rd at [ShootnScoreit.com](http://ShootnScoreit.com)

Match Director: Denice Hamm